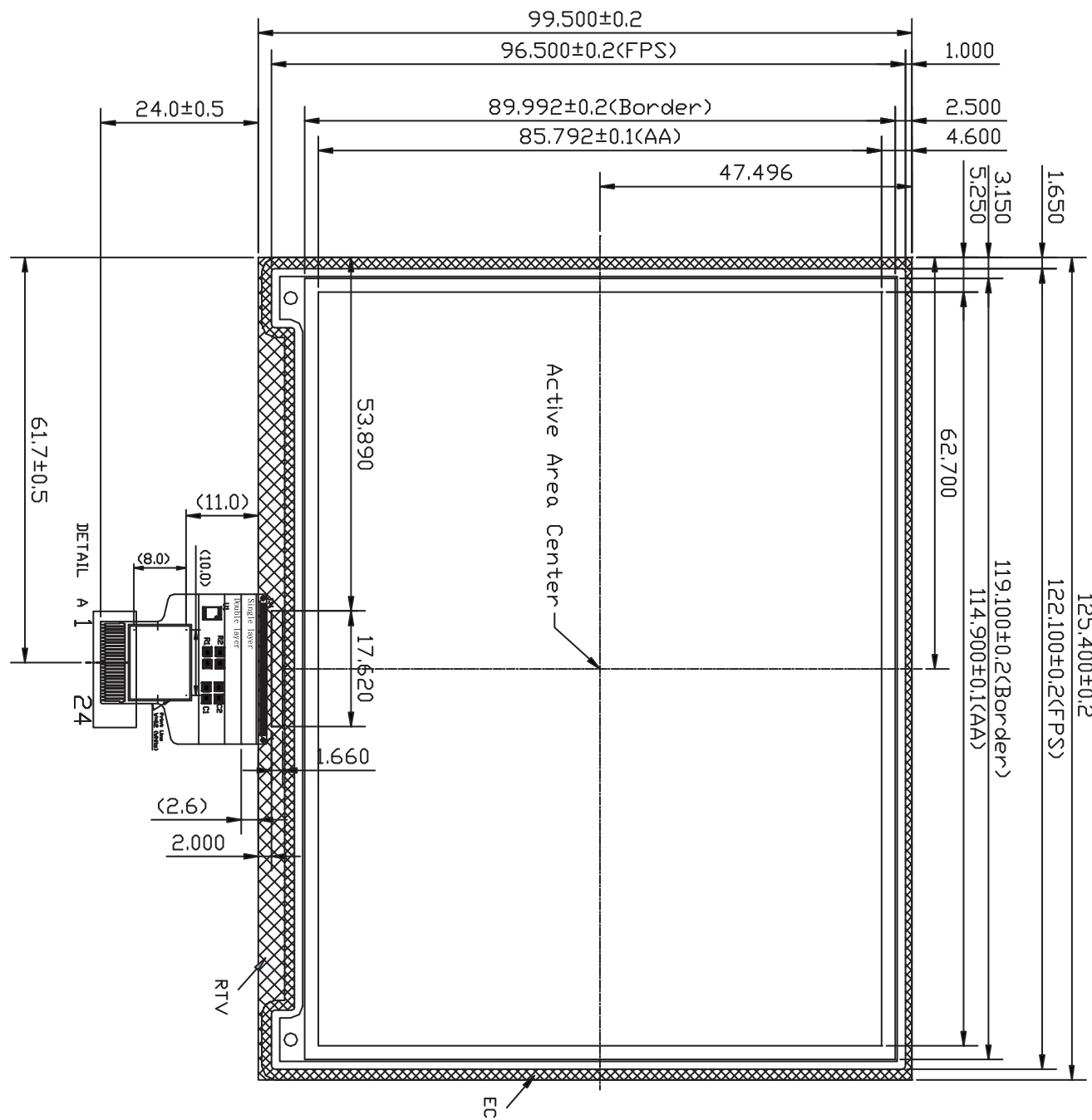
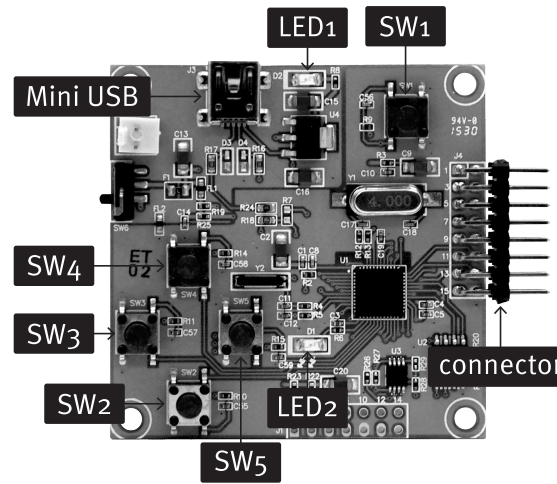


ED057TC2




HULK Hardware Description



Button	Function
SW1	Reset
SW2	Next image
SW3	NA
SW4	Previous image
SW5	White/Black image

Assembly and Operating Instructions

- 1 Attach the 5.65" panel to HULK
- 2 Connect the mini-USB to HULK



- 3 Connect the mini-USB cable to USB power
- 4 press SW2 Next image
- 5 press SW4 Previous image
- 6 press SW5 White/Black image



Disassembly Instructions

- 1 Disconnect the mini-USB from USB power
- 2 Disconnect the mini-USB from HULK
- 3 Detach the 5.65" panel from HULK

Mechanical Specifications

Parameter	Specifications
Screen Size	5.65 Inch
Active Area	114.9 (H) × 85.8 (V) mm
Outline Dimension	125.4 (H) × 99.5 (V) × 1.15 (D) mm